



Tiffany Neighborhood's 2016 Needs Assessment and Action Plan

This neighborhood action plan was created in collaboration with community stakeholders of the Tiffany neighborhood and Park Central Development Corporation.

About the Authors

The **Tiffany Neighborhood's 2016 Needs Assessment and Action Plan** was completed in collaboration with the community stakeholders of the Tiffany neighborhood and Park Central Development Corporation, a not-for-profit 501(c)3 community development corporation, located in the Central Corridor of the City of St. Louis. The mission of Park Central Development Corporation is to strengthen and attract investment that creates and maintains vibrant neighborhoods and commercial districts.

The Tiffany Needs Assessment Committee (the "Committee") is a group of Tiffany residents who met between April 2016 and December 2016 on a monthly basis to discuss the needs in their neighborhood. The needs assessment process for this project was coordinated by the staff at Park Central Development.

Community stakeholders engaged in this project and on the Committee are:

Kim Bakker, Queen Byrd, Tom Fry, Frank Gilsin, Sherri Koehm, Paul Loewenstein, Laura McCarthy, Jon-Pierre Mitchom, Terrell Moore, De Andrea Nichols, John Noecker, and James Westbrook.

Park Central Development staff engaged in this project are:

Brooks Goedeker, Executive Director; and, Linda Nguyen, Project Manager.

This project was made possible through the contribution of SSM Health/SLU Hospital and through the committed leadership of the Tiffany Community Association.



Tiffany Neighborhood's 2016 Needs Assessment and Action Plan

Table of Contents

Section I: Introduction - pg. 4

- Neighborhood Context p. 5
- How This Plan Was Created p. 6
- Who is Park Central Development p. 7

Section II: Community Needs Assessment - pg. 8

- Survey Process p. 9
- Survey Demographics p. 10 - 12
- Tiffany Survey's Key Findings p. 13 - 15
 - Community Perceptions & Concerns
 - Interested Skills & Desirable Programs
 - Communication & Future Involvement

Section III: Action Plan - pg. 16

- Neighborhood Assets p. 17
- Neighborhood Needs p. 18
- Future Neighborhood Projects and Committees p. 19

Section IV: Appendices - pg. 20

- Endnotes and Photo Credits p. 21
- Tiffany Neighborhood Survey p. 22-27
- Community Outreach Events p. 28

SECTION ONE

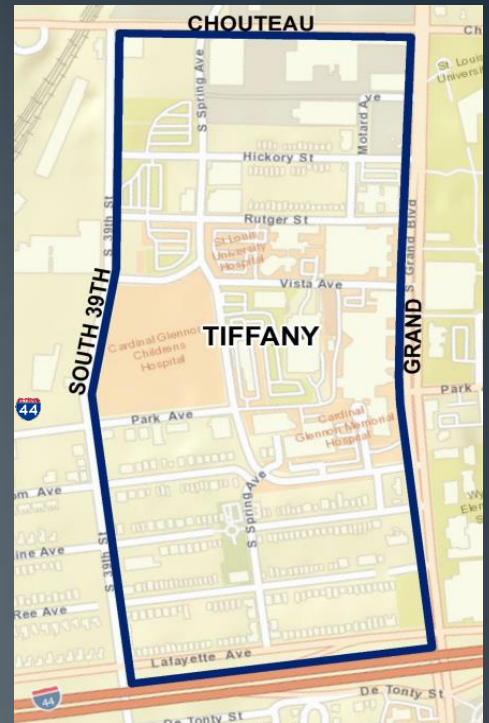
INTRODUCTION

- Neighborhood Context
- How this Plan Was Created
- Who is Park Central Development

Neighborhood Context

The **Tiffany neighborhood** is located on the western side of Grand Boulevard along the section containing SSM Health's St. Louis University Hospital and Cardinal Glennon Children's Hospital. The neighborhood is defined by Chouteau Avenue on the North, Interstate 44 on the South, Grand Boulevard on the East, and 39th Street on the West. The neighborhood is largely industrial north of Park Avenue and residential south of Park Avenue.

The Tiffany neighborhood was listed on the National Register of Historic Places in December of 1978 and consists of 215 contributing structures built between 1891 and 1928. The neighborhood building structures were designed by a combination of architects, owners and contractors who had a sense of neighborhood cohesion in mind during the planning phase. Buildings were built with high-quality brickwork and fine architectural details that included "picturesque features of the 1890s, classical turn-of-the-century ornament and examples of the bungalow mode"¹. The buildings uniformity in material, building line and density created a pleasing feel and look for the neighborhood.



In the center of the Tiffany neighborhood is Tiffany Park, a 1.10 acres city park that is maintained by the City of St. Louis Parks Division. Tiffany Park is bordered by McRee Avenue on the south, the alley between Folsom and Blaine to the north and S. Spring Avenue to the east. Tiffany Park amenities include a pavilion, picnic grounds, a playground, and a tiered concrete semi-circle with a water feature in the center. Adjacent to the park is the Tiffany Community Center, which is located on the first floor of 3811 Blaine Avenue building, with access to one large common room, two bathrooms and a kitchen. The Tiffany Community Center is used for monthly neighborhood association meetings and summer camp programming in the last few years.

Although the neighborhood currently has a largely renters population, there is a growing number of home sales in the neighborhood. [HOME SALES IN THE AREA] According to the 2010 U.S. Census, the population of the Tiffany neighborhood is approximately 1,086. The racial breakdown of the neighborhood consists of 84% African-American, 11% Caucasian, 2% Asian, 2% Hispanic and 1% other. There are a total of 531 housing units, 449 units which are occupied (85% occupancy rate) and 82 units which are vacant (15% vacancy rate).

How This Plan Was Created

Park Central Development staff led the efforts to create a committee of community stakeholders in the Tiffany neighborhood to assist in the completion of a needs assessment. The needs assessment looks at what residents liked and did not like about their neighborhood, as well as the gaps in services that still existed in the neighborhood. Working closely with the Tiffany Community Association and Ward 19 Alderwoman Marlene Davis, a committee of 10 community stakeholders was recruited and began to meet on a monthly basis starting May 2016.

The Tiffany Needs Assessment Committee (the “Committee”) were tasked to: (1) Understand the current assets and demographic makeup of the neighborhood; (2) Identify the needs and gaps in services that currently exist; and (3) To create a 5-Year Action Plan that will specifically identify the service needs and the resources needed to implement the service projects.

During the community input and feedback phase, a Tiffany Needs Survey (the “survey”) was created to distribute to the community to gather demographic data and service needs. Committee members distributed and collected surveys at several community-wide events and went door-to-door to a large majority of the neighborhood to ensure residents were aware of the survey and could complete them on the spot. Self-stamped envelopes were left at the doorstep of a hundred household to be return to the Tiffany Community Center (at the address of “3811 Blaine Avenue, St. Louis, MO 63110”) and an online link was made available to residents to complete the survey online.

A total of a hundred and six (106) surveys were completed by residents of the Tiffany neighborhood during the time frame of June 25th – September 4th, 2016.

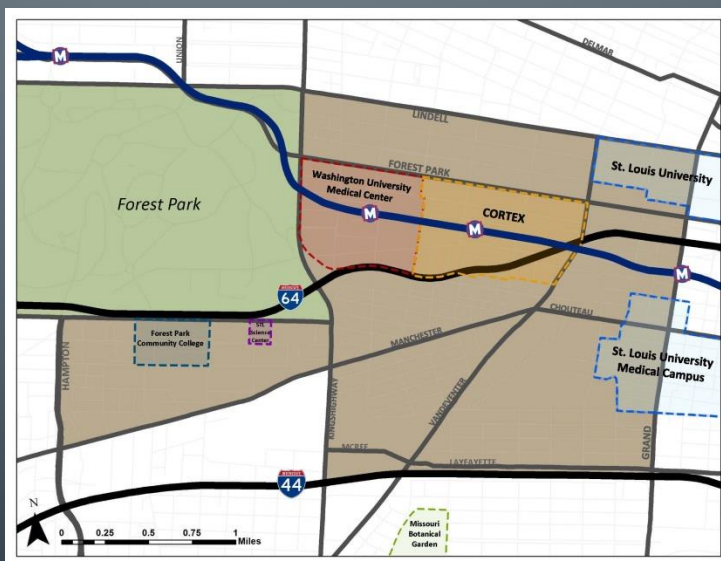


Who is Park Central Development?

Park Central Development Corporation is a not-for-profit 501(c)3 community development corporation located in the Central Corridor of the City of St. Louis. The mission of Park Central Development Corporation is to strengthen and attract investment that creates and maintains vibrant neighborhoods and commercial districts.

Park Central Development does this by:

- Conducting assessments of needed services, amenities & infrastructure enhancements;
- Implementing committees specific to neighborhood needs – such as, Development Review, Public Infrastructure, Social and Human Services, Safety/Block Captains/NOM, Marketing and Special Events;
- Leveraging resources for public infrastructure improvements;
- Creating a unique identity for each neighborhood & commercial district;
- Installing public art;
- Implementing new zoning codes;
- Coordinating Special Events;
- Implementing & administering special taxing districts;
- Creating & managing business association;
- Recruiting and helping place developers, businesses and residents.



Park Central's Service Area

.....

A large majority of Park Central's work is focus in their service area, which includes seven different neighborhoods, in the central corridor of St Louis City.

Through an institutional partnership with SSM Health/SLU Hospital, Park Central's staff begin working with the Tiffany community as early as March 2016 to assess for the needs and gaps in services that still existed in the neighborhood.

SECTION TWO

COMMUNITY NEEDS ASSESSMENT

- Survey Process
- Survey Demographics
- Survey Key Findings -
 - Community Perceptions & Concerns
 - Interested Skills & Desirable Programs
 - Communication & Involvement

Survey Process

To gather demographic data and residents' opinions on their neighborhood, a Tiffany Needs Survey (the "survey") was created to distribute to the community. The survey contained fifty-eight (58) questions and included questions on what residents liked about the neighborhood, concerns the residents may have about in the neighborhood, and general demographic questions like household income and household size. Residents were also given the opportunity to share what they would like to see happen in their neighborhood and their interest in joining future implementation committees for project needs that are derived from this needs assessment.



During the community engagement and feedback phase of this project, Committee members distributed and collected complete surveys at three (3) community-wide events, conducted two (2) door-to-door surveying days, and distributed a hundred (100) surveys to be mail in by residents with self-stamped envelopes. Public announcements of the survey availability online and in-person were also made during the July 19th and August 16th Tiffany Community Association neighborhood meetings and through their monthly newsletters.

Community-wide events and community engagement activities where the surveys were made available to residents included:

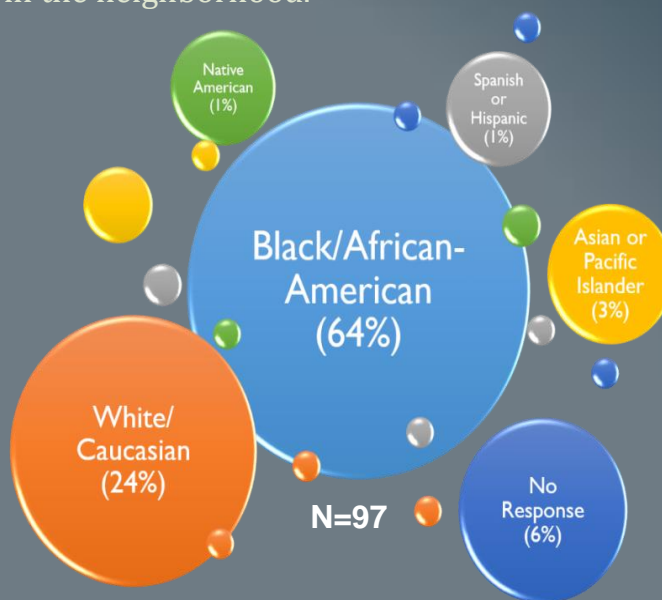
- ❖ June 25th 2016 - Ice Cream Social at Tiffany Park
- ❖ July 19th 2016 - Tiffany Community Association's meeting at Tiffany Community Center
- ❖ August 6th 2016 - Tiffany's Summer Night Out at Tiffany Park
- ❖ August 16th 2016 - Tiffany Community Association's meeting at Tiffany Community Center
- ❖ August 27th 2016 - Door-to-door surveying efforts; Focused on 10XX Spring, 38XX Folsom, 38XX Park, 38XX 39th and 38XX Lafayette
- ❖ September 3rd 2016 - Community of Hope Festival at Tiffany Park
- ❖ September 3rd 2016 - Door-to-door surveying efforts; Focused on 36XX McRee, 36XX Lafayette

A total of a hundred and six (106) Tiffany Needs Surveys was completed by residents in the Tiffany neighborhood during the timeframe of June 25th – September 3rd, 2016.

The Tiffany Neighborhood Needs Survey was distributed between the period of June 25th and September 3rd 2016. The survey was available both in paper and online form for residents to complete. Through the efforts of the Tiffany Needs Committee, Tiffany residents and Park Central staff, the survey was distributed at three community-wide events at Tiffany Park (Ice Cream Social, Tiffany's Summer Night Out and Tiffany's Community of Hope) and door-to-door efforts was conducted to at least 100 households in the neighborhood.

Survey Demographics

Self-reported demographic information from survey respondents



According to US Census 2010 data, the Tiffany neighborhood has a population size of 1,086, with 86% identifying as Black, 11% identifying as White, and 2.3% identifying as Asian. In terms of age, 70% of the population is over the age of 18 and 30% of the population is under the age of 17.

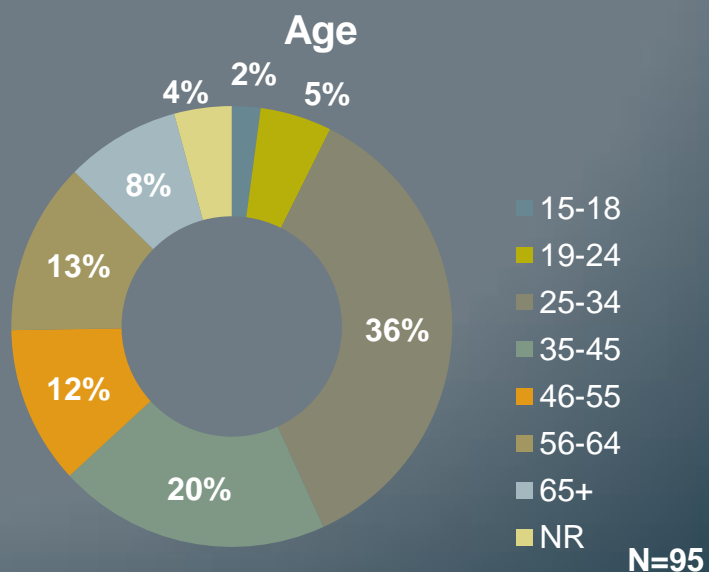
For this Tiffany survey, the targeted population was adults age 18 and over. The large majority of respondents - 98% - were self-identified in the age category of 19 and above.

KEY

N = number of responses

NR = no response

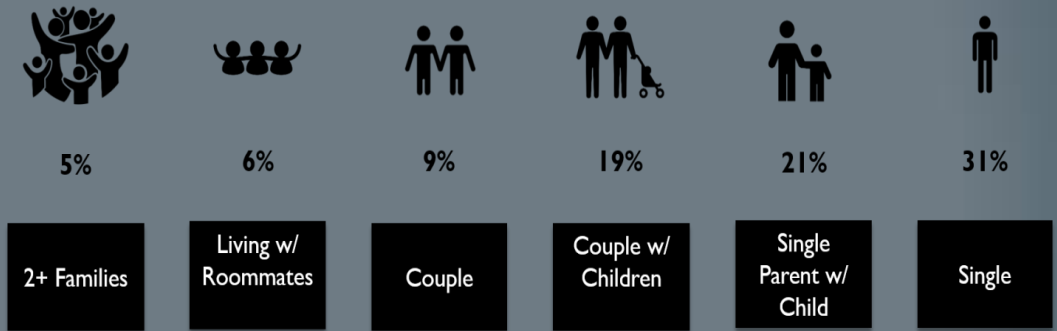
*Unless otherwise noted, the percentage was calculated based on the survey responses of 106.



Time lived in Tiffany

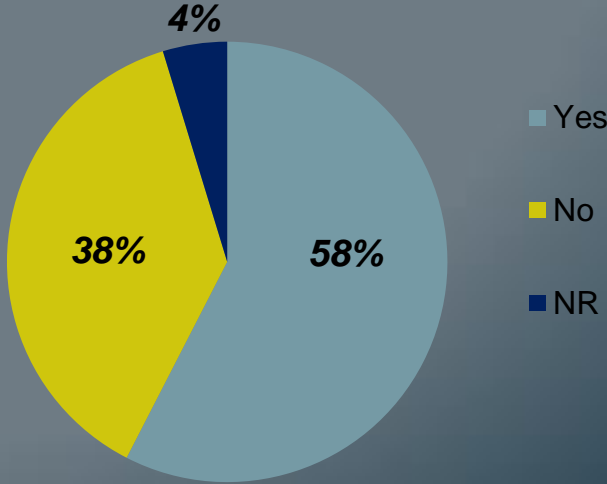


Households Type



N = 97

Residents with Children



Survey Demographics

Self-reported demographic information from survey respondents

KEY
N = number of responses
NR = no response

*Unless otherwise noted, the percentage was calculated based on the survey responses of 106.

Survey Demographics

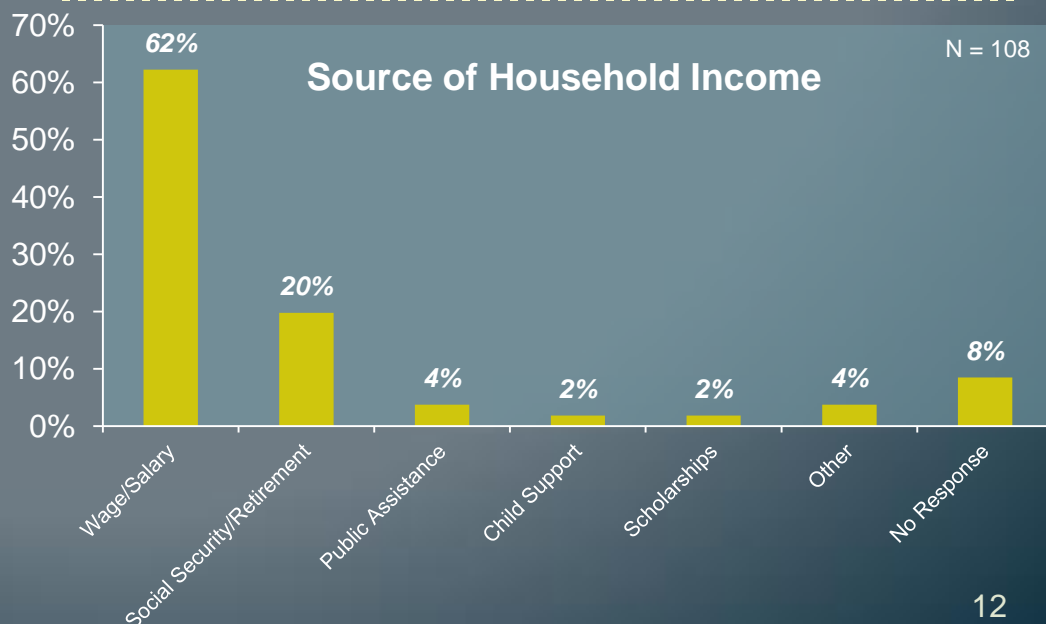
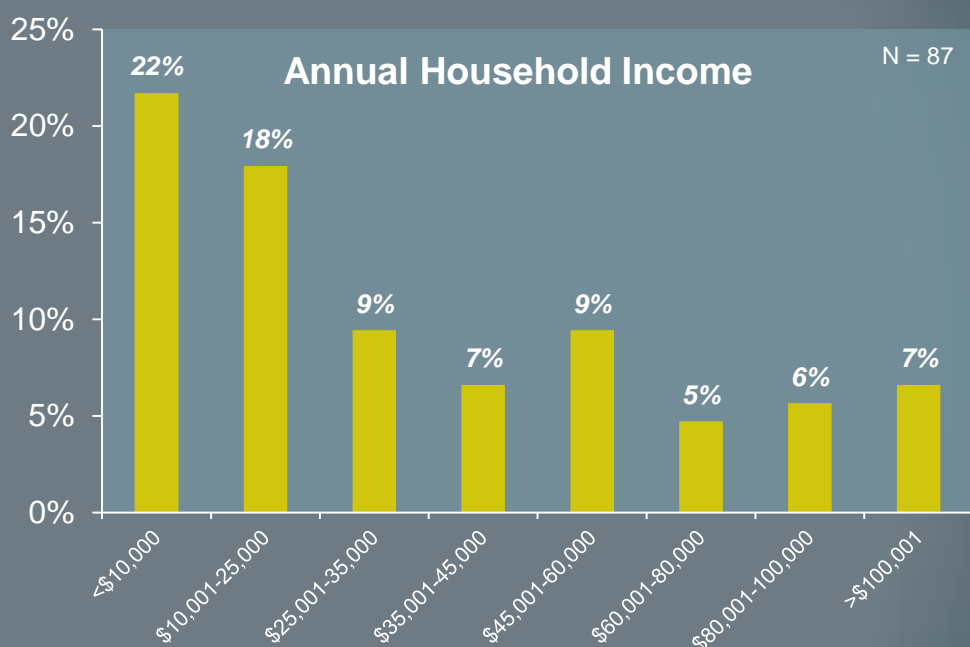
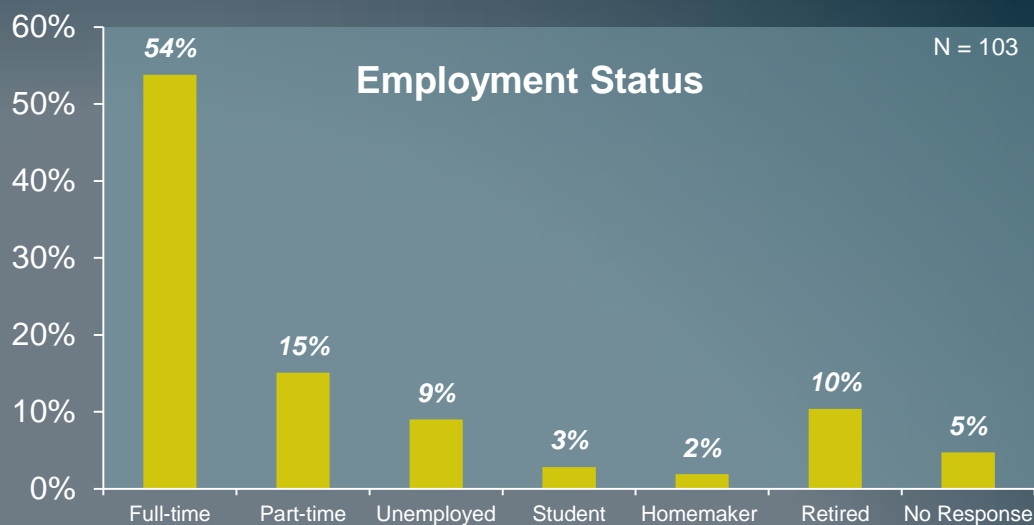
Self-reported demographic information from survey respondents

KEY

N = number of responses


NR = no response

*Unless otherwise noted, the percentage was calculated based on the survey responses of 106.




Tiffany Needs Survey's KEY FINDINGS: Community Perceptions and Concerns

Things Residents Like About Tiffany



Issues Residents are Concerned with in Tiffany



Do you feel safe in your neighborhood?



Is speeding an issue in your neighborhood?



KEY

N = number of responses

NR = no response

*Unless otherwise noted, the percentage was calculated based on the survey responses of 106.

Many residents expressed concerns with the speeding that happens on streets often travel by non-residents as they go through the neighborhood. Specifically, the streets are Lafayette, Spring and 39th Avenues.

Tiffany Needs Survey's KEY FINDINGS: Interested Skills & Desirable Programs

Skills Residents Would Like to Gain



N = 106

Services the Children Need



N = 59

Of the 58% of Tiffany residents who have children...*



**48% are enrolled in
Free/Reduced Lunch**

—
33% are not enrolled



**47% are not in afterschool
programming**

—
35% participate in afterschool programming

KEY

N = number of responses

NR = no response

*Unless otherwise noted, the percentage was calculated based on the survey responses of 106.

*Number of respondents varies from 72 to 101

Tiffany Needs Survey's KEY FINDINGS: Communication & Future Involvement

Of the 54% of Tiffany residents who said they have wanted to address a problem in their community...*



*Number of respondents varies from 76 to 103



KEY

N = number of responses

NR = no response

*Unless otherwise noted, the percentage was calculated based on the survey responses of 106.

Residents access their internet through --



Many residents expressed interest in participating on committees that advises on the physical improvements and services in the neighborhood if future groups were to be organized.



58% of residents are interested in future action committees
N = 105

40% would like to meet monthly

N = 91

SECTION THREE

ACTION PLAN

- Neighborhood Assets
- Neighborhood Needs
- Future Neighborhood Projects and Neighborhood Committees

Neighborhood Assets

During the *Visioning Process* session with the Tiffany Needs Committee on May 17th 2016, the residents on the committee listed the things they liked about their neighborhood.

The strengths and assets include:

- *People*: Alderwoman, diverse, good neighbors, long-term residents, lots of family, friendly, knowledgeable neighbors
- *Government*: An active alderwoman, Neighborhood Improvement Specialist, and Circuit Attorney representative
- *Environment*: Tiffany Park, trees, green space, gates that surrounds the neighborhood, a water tower, attractive housing stock (architecture)
- *Institutional*: Cardinal Glennon, City Garden, SLISS, SLU
- *Economy*: some business, in the middle of booming neighborhoods, Cortex/South Grand
- *Human Services*: Daycare, hospital, central location, home repairs by Habitat for Humanity and Mission STL
- *Transportation*: major bus lines, highways, adequate parking



According to the survey, residents expressed what they liked most about the Tiffany were:

- ***Great location*** that is accessible to public transportation, medical facilities and job opportunities
- ***Affordable and attractive architecture*** that is historic and family-friendly
- ***Tiffany Park and green space*** that is accessible and centralized in the neighborhood



Neighborhood Needs

CHILDREN NEEDS

There are many families with children in the neighborhood. Many residents have expressed the need for their children to be more involved and engaged in activities that bring the community together. Academic achievement among school-aged children is an ongoing concern for residents in the neighborhood. According to neighborhood survey, 47% of the children who reside in the neighborhood are not involved or enrolled in any afterschool programming. More than half the population of children surveyed in the neighborhood are in the free/reduced lunch program at school, suggesting that extracurricular programs need to be affordable for families in the neighborhood to participate in.

Specifically, services that can benefit the needs of children in the neighborhood are:

- ❖ Academic tutoring and programming
 - ❖ Sports and other physical activities
 - ❖ Social and recreational activities
-



ADULT NEEDS

There is a diversity in age and socioeconomic status in the neighborhood. There is a wide range of residents with varying degrees, ranging from high school diplomas to professional degrees. Many residents have expressed the need for more community events that would bring neighbors together.

Specifically, services that can benefit the 18 years old and older are:

- ❖ Activities that promote healthier lifestyle
 - ❖ Money management
 - ❖ Job training and access to employment opportunities
-

COMMUNITY-WIDE NEEDS

Aside from the human services needs in the community, public infrastructure (i.e., streets, alleys, lighting) and safety needs are still a concern for the neighborhood. Given the historic nature of the neighborhood, there are many buildings which are in need of maintenance.

Specifically, the activities that are still a concern for the neighborhood include:

- ❖ Speeding along the main streets of the neighborhood - Lafayette, Spring and 39th Avenue
- ❖ Concern on crime and safety - include illegal dumping, burglary and loitering
- ❖ Poor maintenance of buildings and the decline of neighborhood architecture

Committees to Implement Future Neighborhood Projects

COMMITTEE 1: Development Review and Public Infrastructure

Objective of the Committee:

- To ensure development activities happening in and/or near the neighborhood are congruent to the needs and vision of the neighborhood.
- To ensure development activities will do no harm and benefit residents and businesses.
- To preserve and maintain the historic nature of the neighborhood architecture.
- To improve the aesthetic and infrastructure of the neighborhood's public spaces.

Committee Tasks:

- Meet on a monthly basis (or as needed) on development activities.
- Review development proposals and discuss projects' recommendations.
- Review and assess for public infrastructure needs in the neighborhood and advocate for funds to complete projects.
- Identify and manage projects that will beautify and brand the neighborhood to residents and visitors (i.e., neighborhood banners, iron gates, etc.)

COMMITTEE 2: Social and Human Services

Objective of the Committee:

- To coordinate social services activities that will address the needs of both children and adults in the neighborhood.
- To assist in the identification of funding opportunities available for social services needs in the neighborhood.

Committee Tasks:

- Meet on a monthly basis to coordinate activities and services.
- Review and assess for social services needs in the neighborhood and advocate for funds to complete projects.
- Coordinate social services activities to address specific needs for the Tiffany community..
- Coordinate summer programming activities for the Tiffany Community Center and Tiffany Park.

COMMITTEE 3: Special Events and Safety Activities

Objective of the Committee:

- To improve community relations among residents through community events.
- To improve safety and security in the neighborhood through awareness and programming.

Committee Tasks:

- Meet on a monthly basis to coordinate safety initiatives and events.
- Maintain communication among committee members on safety concerns in the neighborhood.
- Coordinate a minimum of two community events each year to bring residents and neighbors together.

SECTION FOUR

APPENDICES

- Endnotes
- Tiffany Neighborhood Survey
- Community Events

Appendix 1:

Endnotes and Photo Credits

ENDNOTES:

1. “National Register of Historic Places Inventory – Nomination Form”. <http://dnr.mo.gov/shpo/nps-nr/83001052.pdf>
2. US Census data - <https://www.census.gov/data.html>

PHOTO CREDITS:

1. pg.2 - bottom center, taken on 8/6/2016 in Tiffany Park by Linda Nguyen
2. pg.18 - top right, middle left, taken on 8/6/2016 in Tiffany Park by Linda Nguyen
3. pg.9 - middle left, taken on 8/6/2016 in Tiffany Park by Linda Nguyen

Appendix 2:

Tiffany Neighborhood Survey (Page 1 of 6)

For Office Use Only Survey Date & Location		Resident Block (Ex: 3600 Blaine)	
---	--	-------------------------------------	--

TIFFANY NEIGHBORHOOD SURVEY

This survey is being conducted by Park Central Development to assess for what services currently exist and which are still needed in the neighborhood. This survey will take less than 10 minutes and your participation will enter you into a drawing for a \$20 gift card to QuikTrip. This survey is strictly confidential and the data collected will help us identify future program needs for Tiffany. Thank you for your time and input!

Unless otherwise noted, please circle only one answer for each question.

Q1. How long have you lived in the Tiffany neighborhood?

- a. Less than one year
- b. 1-4 years
- c. 5-10 years (Go to Q3)
- d. 11-20 years (Go to Q3)
- e. 21 years or more (Go to Q3)
- f. Not sure/No response

Q2. If you lived in Tiffany for less than 5 years, did you live -

- a. Somewhere else in St Louis
- b. Somewhere in Missouri
- c. Outside of Missouri
- d. Not sure/No response

Q3. Compared to 5 years ago, how would you rate Tiffany as a place to live? It is -

- a. A better place to live today
- b. A worse place to live today
- c. About the same
- d. Not sure/No response

Q4. What are the things you like most about your neighborhood? *Select all that apply.*

- a. Accessible to job opportunities
- b. Accessible to medical facilities
- c. Affordable housing
- d. Easy access to public transportation
- e. Educational opportunities (near schools)
- f. Social and recreational activities
- g. Park and green space
- h. Has good/attractive architecture
- i. It is safe and secure
- j. Other: _____

Q5. How long have you lived in St Louis?

- a. Less than one year
- b. 1-5 years
- c. 6-10 years
- d. 11-20 years
- e. 21 years or more
- f. Not sure/No response

COMMUNITY INVOLVEMENT

Q6. What are the issues that concern you about the neighborhood? *Select all that apply.*

- a. Academic achievement among school-aged children
- b. Poor maintenance of buildings/Declined architecture
- c. Health-related issues, like obesity, diabetes, high blood pressure, etc.
- d. Mental health issues and disorders, like depression, PTSD, anxiety, etc.
- e. Job opportunities for residents
- f. Lack of affordable housing
- g. Lack of accessibility to public transportation
- h. Lack of social and recreational activities
- i. Lack of park and green space
- j. Lack of quality early childhood center
- k. Crime and safety
- l. Poor streets and alleys conditions
- m. Other: _____

Q7. Are there enough services and activities for -

- children?
- adults?
- seniors?
- a. Yes
- b. No
- c. Not sure/No response
- d. Yes
- e. No
- f. Not sure/No response
- g. Yes
- h. No
- i. Not sure/No response

Q8. Do you feel safe in your neighborhood?

- a. Yes
- b. No

Q9. Is speeding an issue in your neighborhood?

- a. Yes
- b. No

Appendix 2:

Tiffany Neighborhood Survey (Page 2 of 6)

- Q10. Have you ever wanted to change something or address a problem in Tiffany?
- a. Yes
 - b. No
- Q11. Have you ever contacted anyone about it?
- a. Yes
 - b. No (Go to Q13)
 - c. Not sure/No response (Go to Q13)
- Q12. Who have you contacted?
- a. City government
 - b. Neighborhood organization
 - c. Other: _____
 - d. Not sure/No response
- Q13. Why have you not contacted anyone?
- a. Lack of time
 - b. Wouldn't make a difference
 - c. Not interested/Not important
 - d. Tried, but frustrated with lack of results
 - e. Didn't know who to contact
 - f. Language/cultural barriers
 - g. Other: _____
 - h. Not sure/No response
- Q14. Do you feel you know enough about what is happening in and around your neighborhood?
- a. Yes
 - b. No
- Q15. How would you like to get information about what's happening in Tiffany? *Select all that apply.*
- a. Community meetings
 - b. Neighborhood newsletters
 - c. Mail/fliers
 - d. Word-of-mouth, friends and family
 - e. Email
 - f. Website
 - g. Facebook
 - h. Other: _____
- Q16. How do you access the internet? *Select all that apply.*
- a. Work computer
 - b. Home computer
 - c. Smartphone
 - d. At the library/community center
 - e. Other: _____
 - f. I don't use the internet
- Q17. Have you attended the Tiffany Community Association (TCA) monthly meetings before?
- a. Yes
 - b. No (Go to Q19)
 - c. Not sure/No response (Go to Q19)
- Q18. How many TCA meetings have you attended in the last 12 months?
- a. 1-3
 - b. 4-6
 - c. 7-9
 - d. 10-12
- Q19. If Park Central organizes a group to advise on physical improvements and services in the neighborhood, would you be interested in working with this group?
- a. Yes, I would be interested
 - b. No, not interested (Go to Q21)
 - c. Not sure/No response (Go to Q21)
- Q20. How often do you think you would attend meetings on this group?
- a. Weekly
 - b. Monthly
 - c. Bimonthly
 - d. Four times a year
 - e. Less than four times a year
 - f. Not sure/No response
- Q21. Do you have any children?
- a. Yes
 - b. No (Go to Q26)
 - c. No response (Go to Q26)
- Q22. What is the name of the school(s) your children attend?
-

Appendix 2:

Tiffany Neighborhood Survey (Page 3 of 6)

- Q23. Are you children enrolled in free/reduced lunch at school?
- a. Yes
 - b. No
 - c. No response
- Q24. Are your children involved in programming after school (i.e., tutoring, sports, etc.)?
- a. Yes
 - b. No
 - c. No response
- Q25. What are some services your children need?
- | | |
|---------------------------------------|------------------------|
| a. Tutoring | e. Job training |
| b. Food/Nutritional meals | f. Career exploration |
| c. Sports/Be more active | g. College preparation |
| d. Social and recreational activities | h. Other: _____ |

HOUSING

- Q26. Do you think there is a need for more housing opportunities for residents in your neighborhood?
- a. Yes
 - b. No (Go to Q28)
 - c. Not sure/No response
- Q27. In your neighborhood, which is needed more – rental housing or homeownership opportunities?
- a. Rental housing
 - b. Homeownership
 - c. Both are equally needed
- Q28. Do you rent or own your home?
- a. Rent
 - b. Own (Go to Q37)
- Q29. Do you expect to own a home one day?
- a. Yes
 - b. No
 - c. Not sure/No response
- Q30. Do you think you can afford to buy a house in the neighborhood?
- a. Yes
 - b. No
 - c. Not sure/No response
- Q31. If you could afford to buy a house anywhere you like, would you buy...
- | | |
|-------------------------------|-----------------------------------|
| a. In Tiffany (Go to Q32) | c. Outside of St Louis altogether |
| b. Somewhere else in St Louis | d. Not sure/No response |
- Q32. Why would you buy outside of the neighborhood? *Check all that apply.*
- | | |
|------------------|------------------------|
| a. Affordability | d. Amenities |
| b. Location | e. Safety and security |
| c. Availability | f. Other: _____ |
- Q33. Are you aware of any programs that help finance homeownership?
- a. Yes
 - b. No
 - c. Not sure/No response
- Q34. How much does your household pay for rent each month?
- | | |
|------------------|-------------------------|
| a. \$400 or less | d. \$1,001–\$1,400 |
| b. \$401–\$700 | e. More than \$1,401 |
| c. \$701–\$1,000 | f. Not sure/No response |

Appendix 2:

Tiffany Neighborhood Survey (Page 4 of 6)

- Q35. Does your rent include utilities (gas and/or electricity)?
 a. Yes
 b. No
 c. Not sure/No response
- Q36. Is your rent subsidized? For example: Section 8, rent vouchers
 a. Yes
 b. No
 c. Not sure/No response
- Q37. What type of building do you live in?
 a. Single-family house
 b. Two-family house or duplex
 c. Three-family house
 d. Building with four or more apartments
 e. Other: _____
 f. Not sure/No response
- Q38. How many bedrooms do you have?
 a. 1
 b. 2
 c. 3
 d. 4
 e. 5 or more
 f. Not sure/No response
- Q39. (Homeowners Only) Are you aware of any programs that finance home improvement?
 a. Yes
 b. No

EMPLOYMENT

- Q40. Which of the following best describes your situation?
 a. Working full-time (Go to Q43)
 b. Working part-time (Go to Q43)
 c. Unemployed
 d. Unemployed, actively looking for a job
 e. Student (Go to Q43)
 f. Homemaker (Go to Q47)
 g. Retired (Go to Q47)
 h. No response
- Q41. If unemployed, how long have you been out of work?
 a. Less than 6 months
 b. Between 6 to 12 months
 c. More than 12 months
 d. Not sure/No response
- Q42. How long have you been actively looking for employment?
 a. Less than 6 months
 b. Between 6 to 12 months
 c. More than 12 months
 d. Not sure/No response
- Q43. Do you work/go to school in –
 a. St Louis
 b. Elsewhere in the state of Missouri
 c. Other: _____
 d. Not sure/No Response
- Q44. How do you usually get to work/school? *Select your main form of transportation.*
 a. Car, van, truck, motorcycle
 b. Bus, train
 c. Taxi
 d. Bicycle
 e. Walk
 f. Work at home
 g. Other: _____
 h. Not sure/No response
- Q45. What kind of industry do you work in? Ex: college, hospital, government, manufacturing, restaurant

- Q46. What kind of work do you do? Examples: registered nurse, teacher, assembler, sales clerk, bookkeeper

- Q47. Are there particular skills you are looking to gain?
 a. Academic success
 b. Money management
 c. Stress management
 d. Healthier lifestyle, i.e. cooking, exercise
 e. Job training, i.e. interviewing, job search
 f. Other: _____

Appendix 2:

Tiffany Neighborhood Survey (Page 5 of 6)

- Q48. Where does your household income come from – *Select all that apply.*
- | | |
|--|---|
| a. Wage or salary (including own business) | e. Scholarships, stipends or support from family or friends |
| b. Social security, pensions, annuities or other retirement income | f. Other: _____ |
| c. Public assistance | g. Not sure/No response |
| d. Child support or alimony | |
- Q49. How would you describe your household? You are –
- | | |
|--|----------------------------------|
| a. A single person living alone | e. A single parent with children |
| b. Roommates | f. A couple with children |
| c. A couple without children | g. Other: _____ |
| d. 2+ families sharing living quarters | h. Not sure/No response |
- Q50. You are –
- | | |
|---------------------------|---|
| a. White/Caucasian | e. Spanish or Hispanic –
Please specify: _____ |
| b. Black/African-American | f. Other: _____ |
| c. Asian/Pacific Islander | g. Not sure/No response |
| d. Native American | |
- Q51. What is your age range?
- | | |
|----------|-----------------|
| a. 15-18 | e. 46-55 |
| b. 19-24 | f. 56-64 |
| c. 25-34 | g. 65 and older |
| d. 35-45 | h. No response |
- Q52. Do you speak a language other than English at home?
- a. Yes
b. No (Go to Q54)
c. No response (Go to Q54)
- Q53. What languages do you speak at home?
- | | |
|---------------------|-----------------|
| a. Chinese | d. Spanish |
| b. Creole (Haitian) | e. Other: _____ |
| c. French | f. No response |
- Q54. What is the highest grade of school you have completed?
- | | |
|--|---|
| a. 8 th grade or less | e. College or technical school graduate |
| b. Some high school | f. Post-graduate or professional degree |
| c. High school graduate or GED recipient | g. No response |
| d. Some college or technical school | |
- Q55. How many people live in your household (including yourself)? _____
Please include anyone staying or visiting who has no other home, and family members away at school or in the military.
- Q56. How many people in your household are in the following age groups (include yourself):
- | | |
|---------------------|------------------------|
| a. 0-4 years: _____ | e. 26-35: _____ |
| b. 5-10: _____ | f. 36-50: _____ |
| c. 11-17: _____ | g. 51-61: _____ |
| d. 18-25: _____ | h. 62 and older: _____ |
- Q57. In 2015, what was the total annual income of your household from all sources:
- | | |
|------------------------|-------------------------|
| a. Less than \$10,000 | e. \$45,001 - \$60,000 |
| b. \$10,001 - \$25,000 | f. \$60,001 - \$80,000 |
| c. \$25,001 - \$35,000 | g. \$80,001 - \$100,000 |
| d. \$35,001 - \$45,000 | h. Over \$100,001 |

Appendix 2:

Tiffany Neighborhood Survey (Page 6 of 6)

Q58. Are there any specific needs, services or programs do you want to see happen in the neighborhood?

Q59. Is there anything else you would like to share with us that we have not asked about?

Thank you for your time and participation in this survey!

Appendix 3: Tiffany Community Outreach Events



Ice Cream Social on June 25th 2016



Tiffany's Summer Night Out on August 6th 2016 and Tiffany Community Hosting A Day Of Hope on September 3rd 2016
Tiffany Neighborhood's 2016 Needs Assessment and Action Plan -